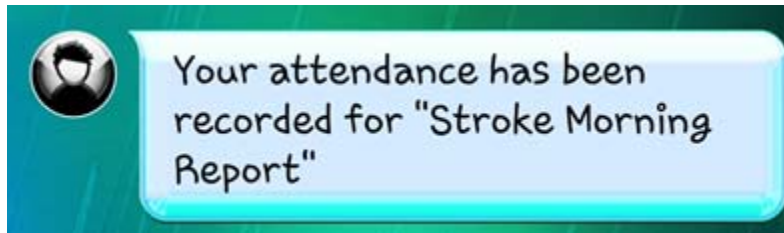


How-To | Text for RSS Credit

If you do not have an account or your mobile number is missing from your account, you will not receive credit. For assistance creating an account or adding/editing your mobile information to an existing account, visit <https://cme.uchicago.edu/HelpCenter>.

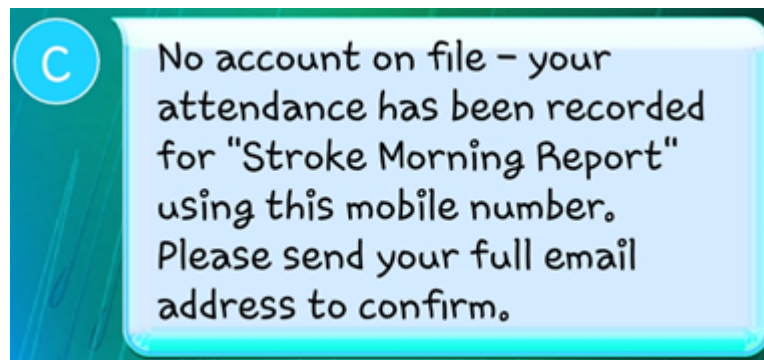
To Receive Credit:

Send a text message to 773-245-0068 with the SMS Code you were given. If you have an account with a confirmed mobile number, you will receive a response similar to:

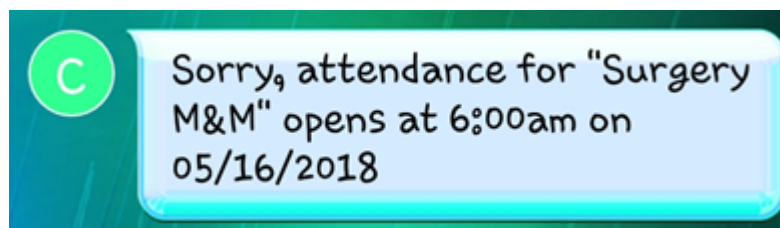


Other Responses:

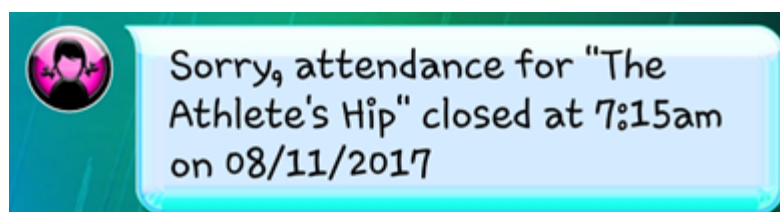
If your account is not up to date with your mobile number, you will receive a message similar to the one below. When replying to the text message with your email address, use the same email address you used (or will use) to create your account; otherwise, you may not receive credit:



You are eligible to receive credit after the start of a session. The system will remain open for 30 days after an event. If you send your text message too far in advance you will receive a message similar to:



If you send your text message 30 days after the session has ended, you will receive a message similar to:



CREDIT TIPS

- **You may receive the wrong credit type if your degree/licensure information is incorrect.** Make sure your profile reflects your degree as that will determine what credit you are eligible for.
- **Your RSS credit is permanently stored in your account!** Find a comprehensive transcript of all credit earned or a transcript dedicated to RSS credit by logging into your account.

Need Further Assistance?

You can click on the "[Contact Us](#)" tab on the CME website's homepage and submit a form requesting assistance or e-mail us directly at cme@bsd.uchicago.edu.

*** Do not create another account in an attempt to access the website.
This may lead to discrepancies in your personal information and transcripts. ***