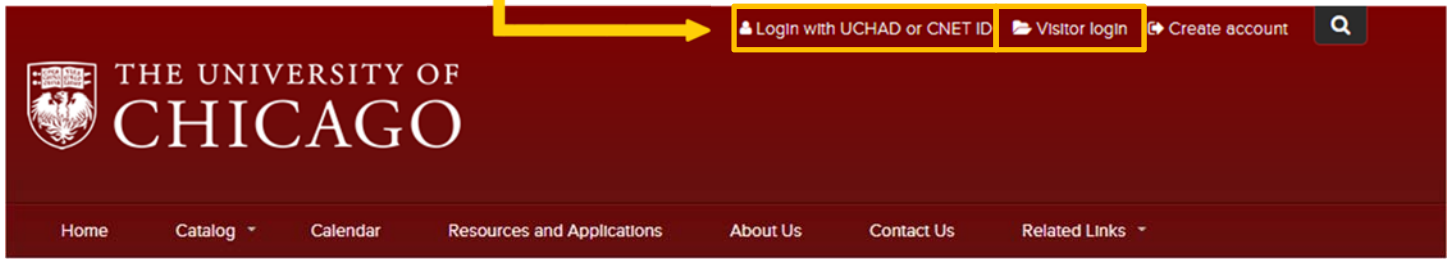


# How-To | View Your Invoice

**Step 1:** Go to the CME Homepage – <https://cme.uchicago.edu>

**Step 2:** Log in with with the credentials that apply to you.



**Step 3:** Click “My Account” on the top right-hand side of the page.





**Step 4:** Click “Orders”. Here you will find a list of all invoices ready for viewing, saving, and printing.

## My order history

VIEW	EDIT	BOOKMARKS	MY ACTIVITIES	<b>ORDERS</b>
------	------	-----------	---------------	---------------

Order #	Date	Actions	Status
3557	01/04/2019	 	Completed

### Need Further Assistance?

You can click on the “[Contact Us](#)” tab on the CME website’s homepage and submit a form requesting assistance or e-mail us directly at [cme@bsd.uchicago.edu](mailto:cme@bsd.uchicago.edu).