


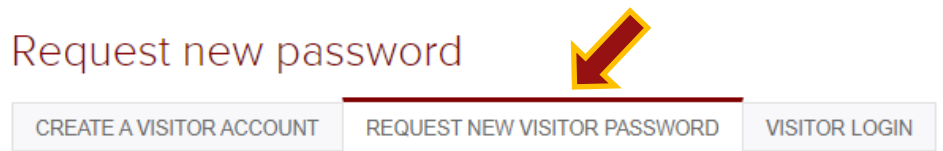
How-To | Recovering Visitor Usernames and Passwords

VISITOR ACCOUNTS - Non CNetID & UCHAD Users

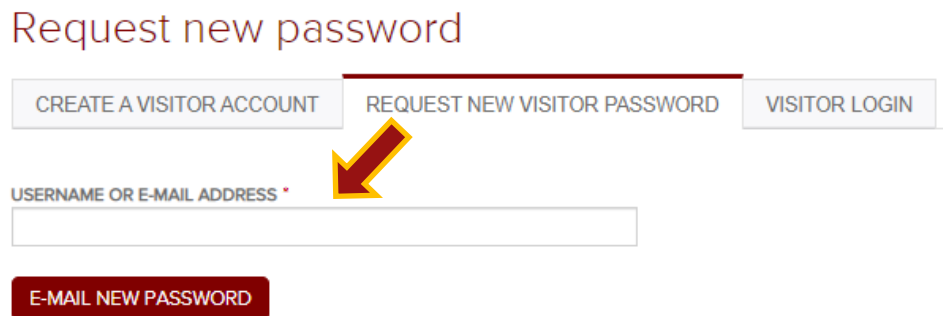
Step 1: Go to the CME website, <https://www.cme.uchicago.edu>, and click on “Visitor Login” in the upper right corner.



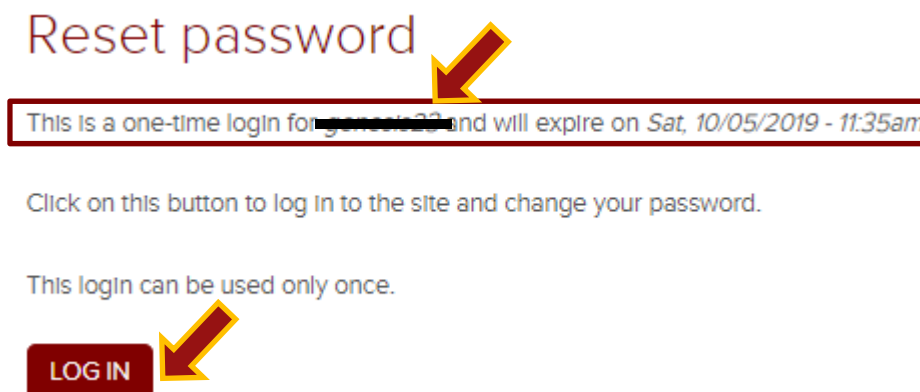
Step 2: Click the “Request New Visitor Password” tab.



Step 3: Enter your username. To recover your username **and** password, enter the e-mail address associated with your account. Click “E-mail New Password”.



Step 4: In your e-mail, you will receive a one-time login link. Click it, and you will see a message that includes your username. Click the “Log In” button to change your password.



Step 5: Enter your new password.

To change the current user password, enter the new password in both fields.

PASSWORD

Password strength:

CONFIRM PASSWORD

STILL HAVING TROUBLE?

If you experience issues changing your password, a CME representative can assist you through the process. **However, CME representatives are not able to change your password on your behalf in order to protect your privacy and security. For more information, please refer to our Privacy Policy: <https://cme.uchicago.edu/CMEprivacypolicy>**

CONTACT US

For any additional questions, please contact the CME office
at cme@bsd.uchicago.edu.