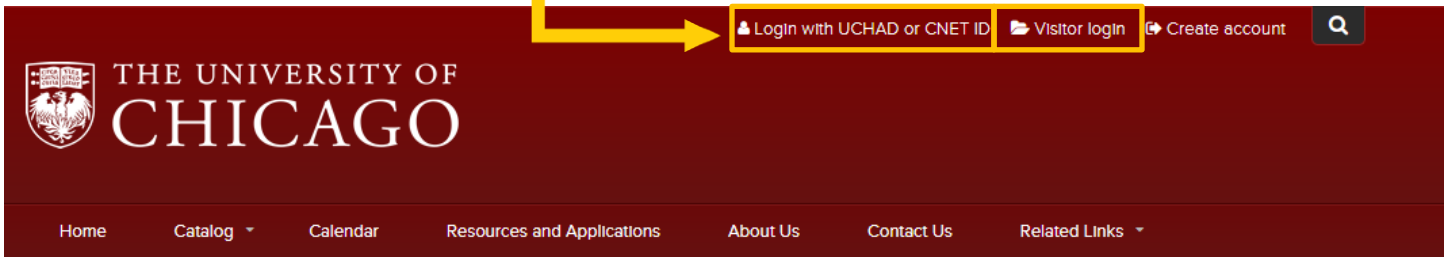


# How-To | Accessing My Certificates

**Step 1:** Go to the CME Homepage – <https://cme.uchicago.edu>

**Step 2:** Log in with with the credentials that apply to you.

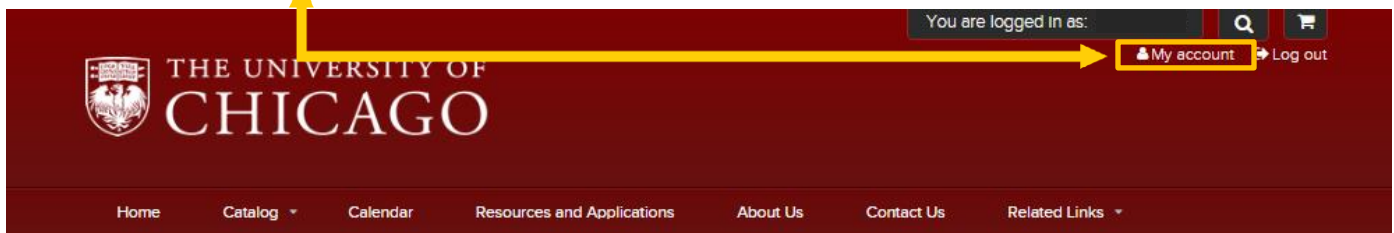


At the Nexus of Ideas That Challenge and Change the World

One of the world's premier academic and research institutions, the University of Chicago has driven new ways of thinking since our 1890 founding. [Learn more.](#)



**Step 3:** Click “My Account”.

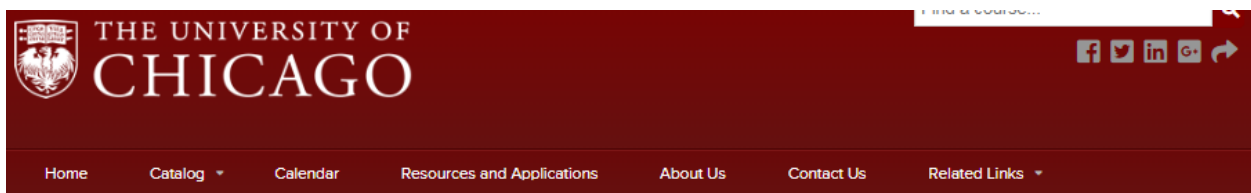


At the Nexus of Ideas That Challenge and Change the World

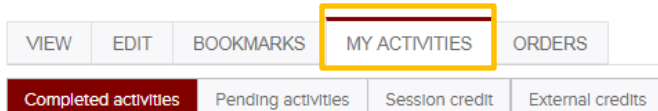
One of the world's premier academic and research institutions, the University of Chicago has driven new ways of thinking since our 1890 founding. [Learn more.](#)



**Step 4:** Click on the “My Activities” tab.



## Completed Activities



**Step 5:** Click on “Completed Activities”. On this screen you will see a listing of the Enduring or Live activities you have been attending (i.e., e-learning, conference).

## Completed Activities

VIEW EDIT BOOKMARKS MY ACTIVITIES ORDERS

Completed activities Pending activities Session credit External credits

DATE COMPLETED  
FROM TO  
E.g., 06/29/2018 E.g., 06/29/2018

APPLY

Download PDF

Title	Credits	Credit type	Enrolled date	Date completed	Certificate
(Test Course) ECHO-Chicago: Hepatitis C	0.01	AMA PRA Category 1 Credit™	06/15/2018	06/15/2018	Download

Click on “**Download**” to save/print your certificate.

Click on “**Download PDF**” to save/print a transcript of all your enduring/live activities.

### Need Further Assistance?

For any technical difficulties, credit concerns, or questions contact us! You can click on the “[Contact Us](#)” tab on the CME website’s homepage and submit a form requesting assistance or e-mail us directly at [cme@bsd.uchicago.edu](mailto:cme@bsd.uchicago.edu).